

C-SERIES **C6,000E-C10,000E**

The electric multi-directional forklift designed for the safe, space saving and productive handling of long and bulky loads.

COMBiLiFT

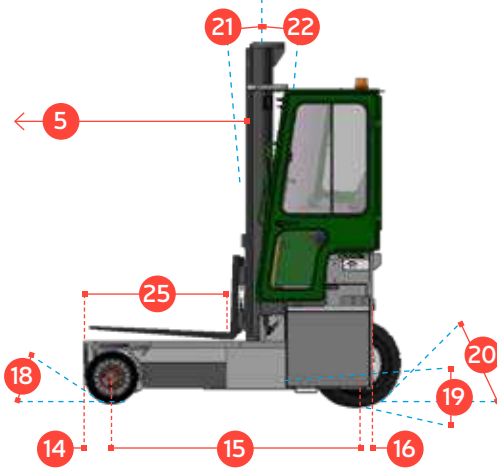
LIFTING INNOVATION



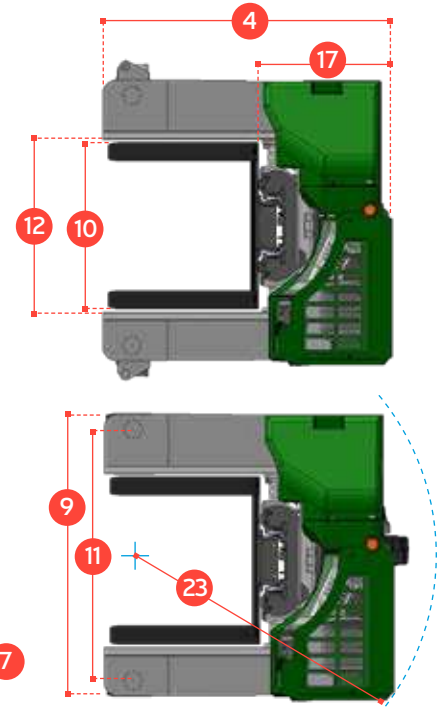
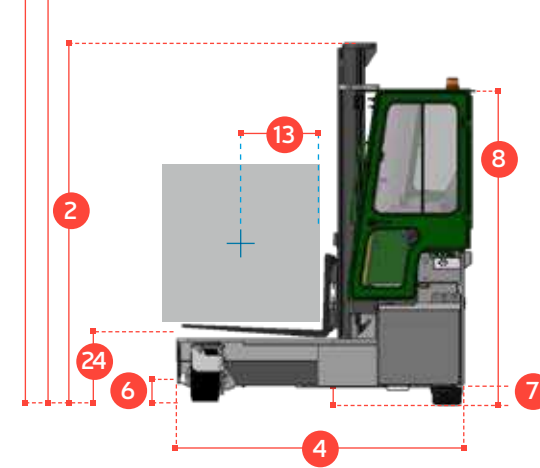
combilift.com

C-SERIES C6,000E-C10,000E

**FRONTAL
MODE**



**SI DEWARD
MODE**



| REF. | DESCRIPTION | C6000 E | C8000 E | C10,000 E |
|------|---|---------|----------|-----------|
| 1a | Max. Lift Height | | 159" | |
| 1b | Freelift Height | | 0" | |
| 2 | Height Mast Closed | | 112" | |
| 3 | Max. (Mast raised) | | 192" | |
| 4 | Overall Length | 77" | 91" | 98" |
| 5 | Mast Travel | 37" | 51" | 57" |
| 6 | Ground Clearance Under Mast | | 6" | |
| 7 | Ground Clearance to Center of Wheelbase | | 4¼" | |
| 8 | Height Over Cab (without work lights) | | 96" | |
| 9 | Width | | 89" | |
| 10 | Outside Spread of Fork Arms | | 53" | |
| 11 | Track Front | | 79¾" | |
| 12 | Frame Opening | | 55" | |
| 13 | Load Center Distance | 18" | 24" | 24" |
| 14 | Overhang Front | | 8¾" | |
| 15 | Wheelbase | 61" | 75" | 80½" |
| 16 | Overhang Back | | 5" x 5¼" | |
| 17 | Length From Face of Fork | 43½" | 43½" | 45½" |
| 18 | Approach Angle | | 45° | |
| 19 | Ramp Angle | | 17° | |
| 20 | Departure Angle | | 45° | |
| 21 | Forward Tilt | | 3° | |
| 22 | Backward Tilt | | 5° | |
| 23 | Minimum Outside Radius | 88" | 91" | 98" |
| 24 | Platform Height | | 19" | |
| 25 | Platform Length | 33½" | 47" | 53" |

| | | | | |
|---|---|----------------|--------------------|---------------|
| A | Capacity | 6000 lbs | 8000 lbs | 10,000 lbs |
| B | Unladen Weight | 13,900 lbs | 14,650 lbs | 15,100 lbs |
| C | Maximum Ground Speed | | 6 mph | |
| D | Gradeability | | 10% | |
| E | Battery Capacity | | 80 V / 620 Ah | |
| F | Fork Section | 2" x 6" x 33½" | 2" x 6" x 47" | 2" x 6" x 53" |
| G | 405 x 305 x 220 Front Tire (Solid Rubber) | | OD 16" / Width 9" | |
| H | 27 x 10-12 Rear Tire | | OD 27" / Width 10" | |
| I | Standard Color | | Green & Gray | |
| J | AC Electric Traction Motor x 2 | | 80 V / 7 HP | |
| K | AC Electric Pump Motor | | 80V / 25 HP | |

Multi-Directional



Features Include:

- Rubber Mounted Cabin
- AC Motor Technology
- Multi-Directional Operation
- Load Sensing Steering
- Curtis AC Software
- 4 Way Lever Positioning of Wheels
- 2 Wheel Drive

Distributed by:

International Patent Application No. PCT/EP2014/053066; UK Patent Application No. GB 1302811.3

COMBILIFT HAS A POLICY OF CONTINUOUS PRODUCT DEVELOPMENT AND RESERVES THE RIGHT TO ALTER SPECIFICATIONS WITHOUT PRIOR NOTICE. SPECIFICATIONS AND/OR DIMENSIONS MAY VARY FROM THOSE ILLUSTRATED IN SOME COUNTRIES.

303 CONCORD STREET,
GREENSBORO,
NORTH CAROLINA 27406

TOLL FREE: 1-877 COMBI 56
TEL: 336-378-8884
INFO@COMBILIFT.COM

combilift.com