



**HANGCHA**

**HC FORKLIFT AMERICA CORPORATION**

**Company address:**

10405-A Granite Street  
Charlotte, NC 28273

Toll Free: (888) 652-8395

Phone: (980) 888-8335

Fax: (980) 888-8336

[america@hcforklift.com](mailto:america@hcforklift.com)  
[www.hcforkliftamerica.com](http://www.hcforkliftamerica.com)



2021 VERSION 1 / COPYRIGHT 2021

HANGCHA GROUP CO., LTD. reserves the right to make any changes without notice concerning colors, equipment, or specifications detailed in this brochure, or to discontinue individual models. The colors of trucks, delivered may differ slightly from those in brochures.



## X Series Pneumatic Forklift

with capacities of 26,000 to 36,000lbs

***Making Material Handling Easier***  
SINCE 1956





# X SERIES PNEUMATIC FORKLIFT

The X Series Pneumatic Forklift, with a 26,000- 36,000lb load capacity, improves on the technology that Hangcha has developed since 1956. When designing the truck, Hangcha first looked at the features that made the previous version reliable. The engineers then took those features and upgraded them to be even more durable. The structural components, such as the frame and mast, were also redesigned and upgraded using CAE and rigorous testing.

The forklift was then outfitted with the latest CANBUS architecture to allow the different components to communicate efficiently with each other. The central controller allows for simplified operations, fault alarms, the forklift's status, and diagnostics to all be displayed to the operator. Together, the redesign of these different components has allowed for the new X Series Pneumatic Forklift to become more durable, efficient, and comfortable.








# TIER 4F


## Diesel Powered HANGCHA Forklifts

Efficient, reliable solutions to meet your demands

Hangcha uses the powerful Cummins diesel engine in our pneumatic tire forklifts. The Cummins engine is Tier 4F compliant. The engine uses common rail fuel systems, diesel oxidation catalysts (DOC), and diesel particulate filters (DPF) to meet the Tier 4F compliance. This engine helps the Hangcha forklifts maximize their efficiency and reliability for the end-user.



CUMMINS B6.7




The OKAMURA transmission, with micro-electronic control, provides stable, accurate, and reliable travel with its two-speed power shifting feature.



Optional front and rearview camera systems (with optional memory), improve visibility and increase operational safety.



The optional electric tilting cabin allows the cabin to be tilted without any tools. This allows for easy accessibility of major components and quick and easy maintenance. This design creates less downtime.



Excellent all round visibility is achieved by the overall design. This improves both productivity and safety when operating these forklifts.




The battery compartment provides easy and convenient access to the battery.



The newly designed LCD instrument display offers more comprehensive functions and more stable performance. It displays important information on the truck's status as well as engine faults.



The suspension seat with fingertip controls and joystick that can be easily adjusted to suit each customer. This is designed to increase operator comfort.




The forklift features a heavy-duty drive axle, two-speed deceleration, wet brakes, and hydraulic release spring action parking brake for safe and reliable operation.





### Floating Cab & Great Visibility

The new floating cabin is designed to promote comfort and safety for the operator. The cab offers a waterproof and dustproof design to keep the operator out of the elements. The cab also designed to reduce the noise coming in the cabin. The air conditioner has been redesigned to enable better performance and more uniform cabin cooling. The interior features molded components to provide the operator with a more comfortable and ergonomic operating environment. The cab also features a new integral frame made up of steel to increase strength and safety. Finally, the cab and the forklift's profile have been optimized to increase visibility and enable the operator to see all around the truck.



### Comfort

The ergonomic integral joystick enables accurate control of the forklift. The optimized hydraulic braking system enables smooth, easy-to-control, braking. The suspension seat and adjustable armrest allow for the operator to find their ideal driving position. Together all of these features create a more comfortable operating experience for the operator.

### High Performance

The X Series Pneumatic Forklift was designed with performance in mind. The forklift features a newly designed cab, wet disc brake drive axle, hydraulic adjustable forks, LCD instrument display, highly efficient LED lights, a snail horn, and reverse radar as part of the standard configuration. With these features, performance is improved and the average operational efficiency increases by over 10%.




  
Comfort

The adjustable suspension seat, ergonomic steering wheel, heat, air conditioning, suspended cab, and controls make driving a pleasure in the X Series Pneumatic Forklift.

  
Safety

Great visibility reduces hidden safety hazards caused by blind corners while the forklift is being operated. The spindle and hydraulic self-locking mechanisms are used to connect the cab to the vehicle frame. When the electric or manual hydraulic pump is started, the hydraulic lock is automatically opened and at the same time, the hydraulic cylinder at the bottom of the cab sticks out so that the cab is tilted sideways over the center of gravity, improving the dimension.

  
Ergonomic Design

The steering wheel, joystick, control buttons, pedals and suspension seat are all ergonomically designed for easier operation.

  
Overall Effect

The fully enclosed, floating cabin has a curved front window and redesigned sides to increase visibility. The cabin doors are all glass to increase visibility beside the forklift. The exterior design of the whole vehicle is at the forefront of the development of forklift design. While sturdy and elegant in appearance, the vehicle remains practical and rugged. The integrated interior design is simple and comfortable to improve productivity and keep the operator focused.





## Standard Specification

- / Limited Free Lift 2 Stage Mast
- / Hydraulic Prong Adjustment
- / Standard Forks
- / Full Cabin
- / Air Conditioner & Heater
- / Fully Hydraulic Power Steering
- / Quadruple Multiway Valve
- / Operator Presense Sensing System (OPS)
- / Multi-Directional Adjustable Armrest
- / Adjustable Steering Wheel
- / Tilting Hydraulic System Self-Locking Valve
- / Lifting Hydraulic System Speed Limit Valve
- / Overhead Gaurd Exhaust
- / Tow Device
- / Main Power Switch
- / Reverse Camera
- / LCD Instrument Display
- / Neutral Indicator
- / Parking Braking Indicator
- / Charge Indicator
- / Pre-heating Indicator
- / Oil Pressure Alarm for the Engine
- / Air Filter Alarm
- / Low Pressure Alarm for the Accumulator
- / Hydraulic Oil Filter Alarm
- / Oil-Water Separator Alarm
- / Engine Failure Alarm
- / Highly Efficient LED Lights
- / Water Thermometer
- / Oil Gauge
- / Oil Temperature Meter
- / Engine Hour Meter
- / Air Pneumatic Tires
- / Reverse Alarm
- / Manual Cabin Tilting

## Options

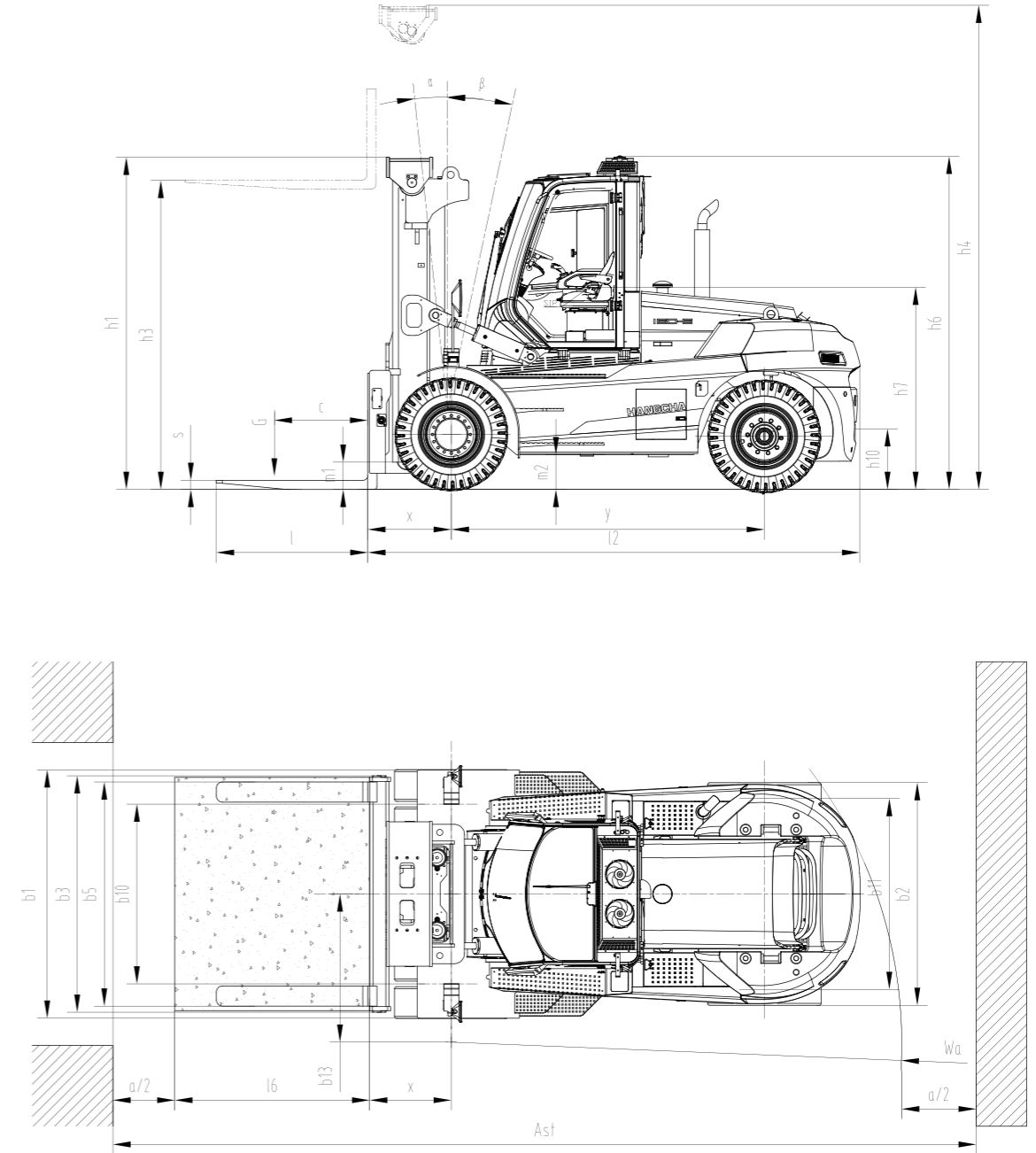
- / Customized Color
- / Various Fork Sizes
- / Various Mast Specifications
- / Solid Pneumatic Tires
- / Strobe Light
- / Front & Rearview Camera (with optional memory)
- / Fire Extinguisher (4.4lb/8.7lb)
- / Automatic Fire Extinguishing Device
- / Mast Installed LED Working Light
- / Blue Light
- / Scale
- / Air Pre-Cleaner
- / Ground Strap
- / Air Conditioner
- / Heater
- / Operator Fan
- / Electric Cabin Tilting





# X Series Pneumatic Forklift 26,000-36,000lbs Specification

Distinguishing Marks	HANGCHA GROUP CO.,LTD.					
	1.1 Manufacturer	FD120BS	FD140BS	FD160BS	FD160LBS	
1.2 Manufacturer's Type Designation	CPCD120-XXRH13B	CPCD140-XXRH13B	CPCD160-XXRH13B	CPCD160-XXRH13B		
1.3 Drive: electric (battery or mains), diesel, petrol, fuel gas	Diesel	Diesel	Diesel	Diesel		
1.4 Operator Type: hand, pedestrian, standing, seated, order-picker	Seated	Seated	Seated	Seated		
1.5 Rated Capacity/rated load	Q (lb)	26000	30000	36000	36000	
1.6 Load Centre Distance	c (in)	24	24	24	30	
1.8 Load Distance, centre of drive axle to fork	x (in)	29	32	32	35	
1.9 Wheelbase	y (in)	122	122	122	130	
Weight	2.1 Service Weight	lb	35274	40124	42329	44754
Tires & Chassis	3.1 Tires: solid rubber, superelastic, pneumatic, polyurethane	Pneumatic	Pneumatic	Pneumatic	Pneumatic	
3.2 Tire Size, front		10.00-20-14PR	11.00-20-18PR	12.00-20-20PR	12.00-20-20PR	
3.3 Tire Size, rear		10.00-20-14PR	11.00-20-18PR	12.00-20-20PR	12.00-20-20PR	
3.5 Wheels, number front / rear (x = driven wheels)		4x/2	4x/2	4x/2	4x/2	
3.6 Tread, front	b10 (in)	70	70	70	70	
3.7 Tread, rear	b11 (in)	74	74	74	74	
Dimensions	4.1 Tilt of Mast/Fork Carriage Forward/Backward	$\alpha/\beta(^{\circ})$	6/12	6/12	6/12	
4.2 Height, mast lowered	h1 (in)	125	129	130	130	
4.3 Free Lift	h2 (in)	0	0	0	0	
4.4 Lift	h3 (in)	118	118	118	118	
4.5 Height, mast extended	h4 (in)	185	189	189	189	
4.7 Height of Overhead Cabin	h6 (in)	129	129	130	130	
4.8 Seat Height Relating to SIP	h7 (in)	76	77	77	77	
4.12 Coupling Height	h10 (in)	24	24	25	25	
4.19 Overall Length	l1 (in)	244	246	251	273	
4.20 Length to Face of Forks	l2 (in)	185	187	192	202	
4.21 Overall Width	b1/b2 (in)	97/87	97/88	97/89	97/90	
4.22 Fork Dimensions	s/e/l (in)	3.5x7x59	3.35x7.9x59	3.35x7.9x60	4x8x71	
4.24 Fork-Carriage Width	b3 (in)	93	93	93	93	
4.25 Distance between Fork-Arms	bs (in)	20.5/87	20.5/88	20.5/89	20.5/90	
4.31 Ground Clearance, laden, below mast	m1 (in)	10	10	11	11	
4.32 Ground Clearance, centre of wheelbase	m2 (in)	12	13	14	14	
4.34.1 Aisle Width with Load Length of 59in	Ast (in)	268	271	275	300	
4.34.2 Aisle Width with Load Length of 70.8in	Ast (in)	280	282	286	300	
4.35 Turning Radius	Wa (in)	171	171	175	187	
4.36 Minimum Pivoting Point Distance	b13 (in)	58	58	58	58	
Performance Data	5.1 Travel Speed, laden/unladen	mph	17.4/14.9	18/15.5	18/15.5	
5.2 Lift Speed, laden/unladen	ft/min	67/71	69/75	69/75	69/75	
5.3 Lowering Speed, laden/unladen	ft/min	89/79	89/79	89/79	89/79	
5.5 Drawbar Pull, laden/unladen	lbf	25875/-	25875/-	25875/-	25875/-	
5.7 Gradeability, laden/unladen	%	20/-	20/-	20/-	20/-	
5.10 Service Brake		Wet Disc Brake	Wet Disc Brake	Wet Disc Brake	Wet Disc Brake	
Parking Brake		Hydraulic	Hydraulic	Hydraulic	Hydraulic	
Combustion Engine	7.1 Engine Manufacturer/Type		B6.7	B6.7	B6.7	
7.2 Engine Power	Hp	155	155	155	155	
7.3 Rated Speed	r/min	2200	2200	2200	2200	
7.4 Number of Cylinders/Displacement	(-)/(in <sup>3</sup> )	6/408	6/408	6/408	6/408	
Emission Std.		Tier 4F	Tier 4F	Tier 4F	Tier 4F	
7.9 Vehicle Electrical System Voltage	V	24	24	24	24	
7.10 Battery Voltage/Nominal Capacity	V/Ah	2x12/120	2x12/120	2x12/120	2x12/120	
Rated Torque	Nm/r/min	746/1300	746/1300	746/1300	746/1300	
Transmissions Manufacturer		Okamura	Okamura	Okamura	Okamura	
Transmissions Type		Y63270X	Y63270X	Y63270X	Y63270X	
Stage FWD/RVS		2/1	2/1	2/1	2/1	
Additional data	10.1 Operating Pressure for Attachments	bar	150	150	150	
10.2 Oil Volume for Attachments	gal/min	29	29	29	29	
10.3 Hydraulic Tank - capacity (drain & refill)	gal	85	85	85	92	
10.4 Fuel Tank Capacity	gal	85	85	85	98	
10.7 Sound Pressure Level at the Driver's Seat	dB (A)	78	78	78	78	



## 26,000-36,000lb X Series Mast:

Type	Model	Max. Fork Height	Overall Height				Tilt Range	Load Capacity			
			Lowered		Extended			Load Capacity @24in		Load Capacity @30in	
			26000lb	30000/36000lb	26000lb	30000/36000lb		26000lb	30000lb	36000lb	36000lb
Limited Free Lift 2 Stage Mast	GXXR120/160/161M300	118	125	130	185	189	6/12	26000	30000	36000	36000
	GXXR120/160/161M330	130	131	135	197	200	6/12	26000	30000	36000	36000
	GXXR120/160/161M360	142	137	141	208	212	6/12	26000	30000	36000	36000
	GXXR120/160/161M400	157	145	149	224	228	6/12	26000	30000	36000	36000
	GXXR120/160/161M430	169	153	157	237	242	6/12	26000	30000	36000	36000
	GXXR120/160/161M450	177	157	161	245	250	6/12	26000	30000	36000	36000
	GXXR120/160/161M480	189	163	167	257	261	6/6	26000	30000	36000	36000
	GXXR120/160/161M500	197	167	171	265	269	6/6	26000	30000	36000	36000
	GXXR120/160/161M550	217	178	183	287	291	3/6	23149	27558	31967	31967
	GXXR120/160/161M600	236	188	193	306	311	3/6	19842	24251	28660	28660
GXXR120/160/161M650	256	200	204	328	332	3/6	16535	20944	25353	25353	

### RATED LOAD WEIGHT

